

Dealer: GORMAN

Approved By:

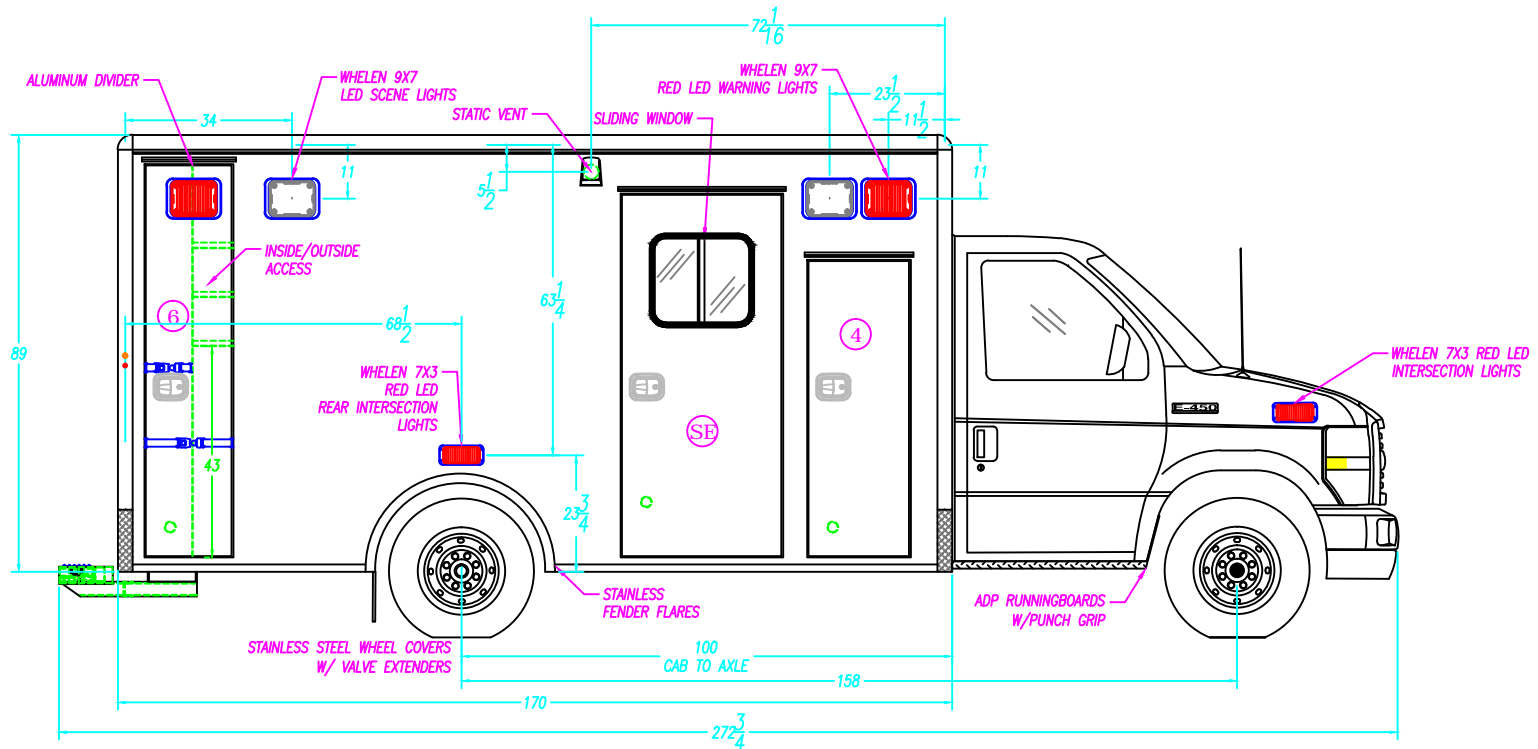
Date:

Customer: DEMO

20-M297

Sheet A

ALL WARNING, SCENE, AND TAIL LIGHTS TO HAVE CHROME BEZELS.
ALL COMPARTMENT/ENTRY DOORS TO HAVE POWER LOCKS
WIRE TO OEM



COMPARTMENT SIZES		NOTE: THE DIMENSIONS BELOW ARE INSIDE TUB DIMENSIONS		
NO.	COMPARTMENT TYPE	WIDTH	HEIGHT	DEPTH
4	ALS COMPARTMENT	---	---	---
5	BATTERY COMPARTMENT	20 1/2"	14 1/2"	23 3/4"
6	BACK BOARD COMPARTMENT	20"	79 1/2"	22"

COMPARTMENT & ENTRY DOORS			
NO.	PART NUMBER	NO.	PART NUMBER
4	33-A10783	6	33-A10784
SE	33-A10786	-	---

COMPARTMENT TUBS			
NO.	PART NUMBER	NO.	PART NUMBER
5	33-100692	-	---
6	33-103025	-	---

COMPARTMENT / ENTRY DOOR SIZES			
NO.	COMPARTMENT / ENTRY DOOR TYPE	WIDTH	HEIGHT
4	ALS DOOR	20 1/2"	60 1/8"
5	BATTERY STORAGE DOOR	---	---
SE	SIDE ENTRY DOOR	32 1/2"	73 3/8"
6	BACK BOARD STORAGE DOOR	17 1/2"	79 3/8"

M2 170" TYPE III
FORD E-450 158" WHEELBASE

DESCRIPTION: CURB SIDE EXTERIOR

DRAWN BY: D.EDWARDS	DATE CREATED: 3/27/2020	SCALE: 5/16"=1'
REVISED BY: D.EDWARDS	DATE REVISED: 4/17/2020	REVISION: D

Note: Drawings are for reference only, measurements may vary from actual product.

3008 MOBILE DRIVE
ELKHART, IN 46514
PH: 574-266-0911
SPECIALTY VEHICLES, INC. FAX: 574-266-6669

"LET US SHOW YOU THE MEDIX DIFFERENCE"
WWW.MEDIXAMBULANCE.COM

Dealer: GORMAN

Approved By:

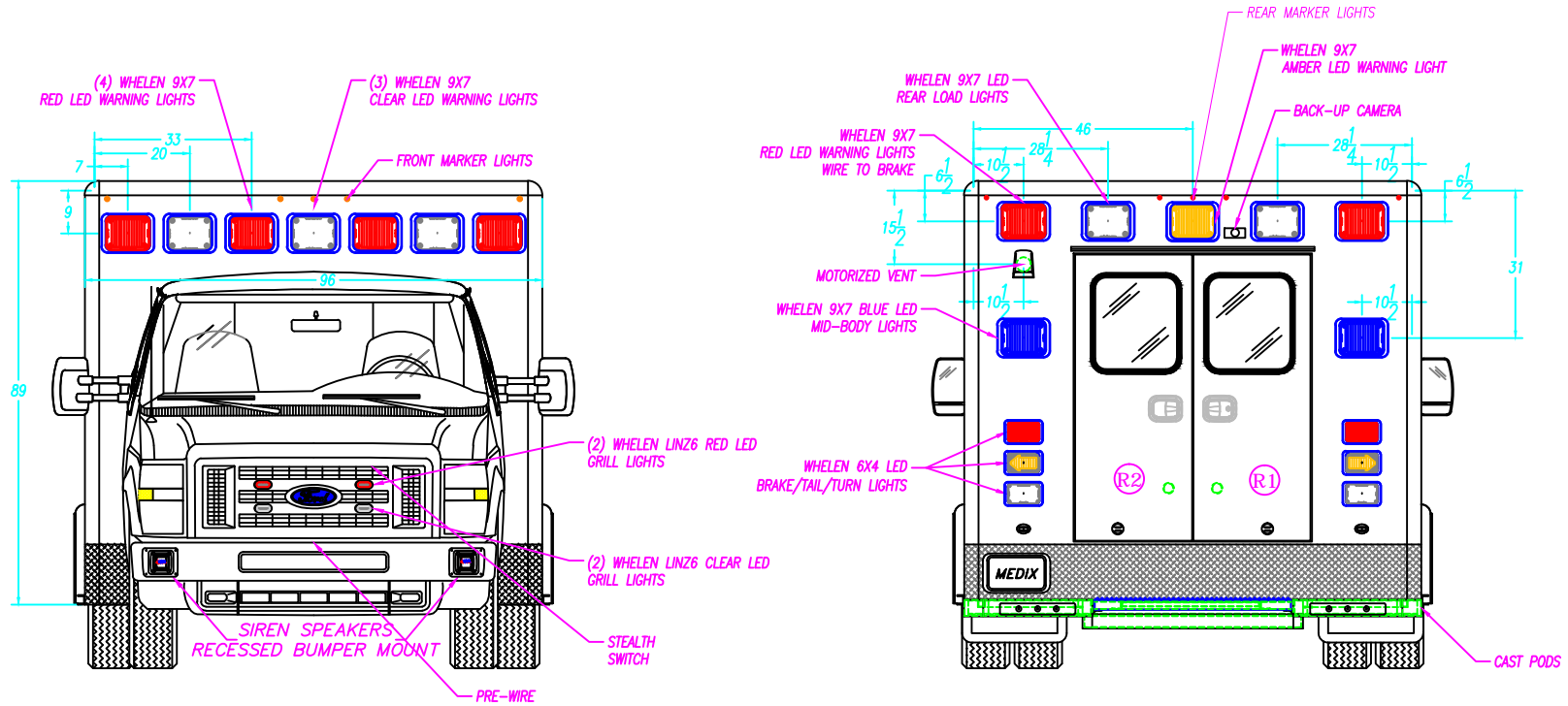
Date:

Customer: DEMO

20-M297

Sheet C

ALL WARNING, SCENE, AND TAIL LIGHTS TO HAVE CHROME BEZELS.
ALL COMPARTMENT/ENTRY DOORS TO HAVE POWER LOCKS
WIRE TO OEM



REAR ENTRY DOOR SIZES

NO.	WIDTH	HEIGHT	PART NUMBER
RE	54"	64 1/2"	33-A10787

M2 170" TYPE III FORD E-450 158" WHEELBASE		
DESCRIPTION: FRONT & REAR EXTERIOR		
DRAWN BY: D.EDWARDS	DATE CREATED: 3/27/2020	SCALE: 5/16"=1'
REVISED BY: D.EDWARDS	DATE REVISED: 4/17/2020	REVISION: D
Note: Drawings are for reference only, measurements may vary from actual product.		

MEDIX
SPECIALTY VEHICLES, INC.

"LET US SHOW YOU THE MEDIX DIFFERENCE"
WWW.MEDIXAMBULANCE.COM

3008 MOBILE DRIVE
ELKHART, IN 46514
PH: 574-266-0911
FAX: 574-266-6669

Dealer: GORMAN

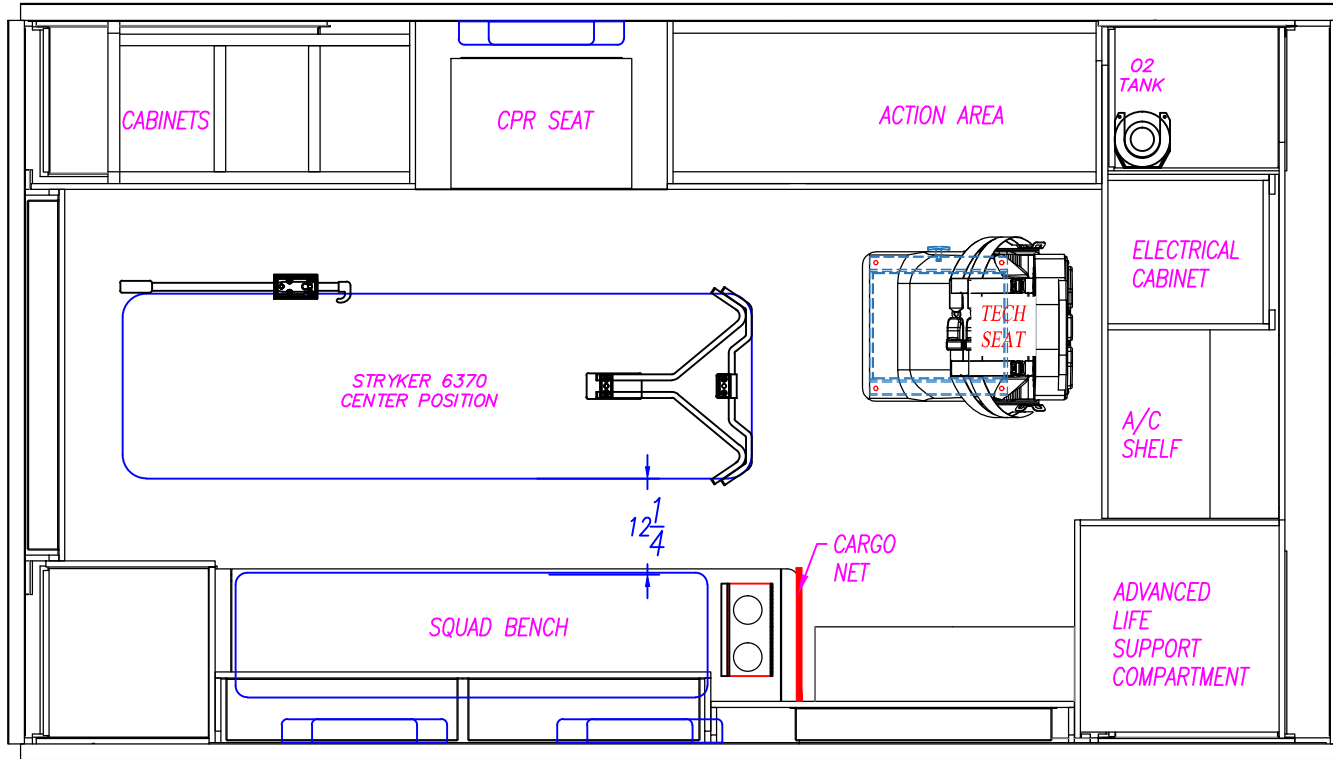
Approved By:

Date:

Customer: DEMO

20-M297

Sheet D



M2 170" TYPE III
FORD E-450 158" WHEELBASE

DESCRIPTION: PATIENT AREA PLAN

DRAWN BY: D.EDWARDS	DATE CREATED: 3/27/2020	SCALE: 1/2"=1'
REVISED BY: D.EDWARDS	DATE REVISED: 4/17/2020	REVISION: D

Note: Drawings are for reference only, measurements may vary from actual product.



3008 MOBILE DRIVE
ELKHART, IN 46514
PH: 574-266-0911
FAX: 574-266-6669

"LET US SHOW YOU THE MEDIX DIFFERENCE"
WWW.MEDIXAMBULANCE.COM

Dealer: GORMAN

Approved By:

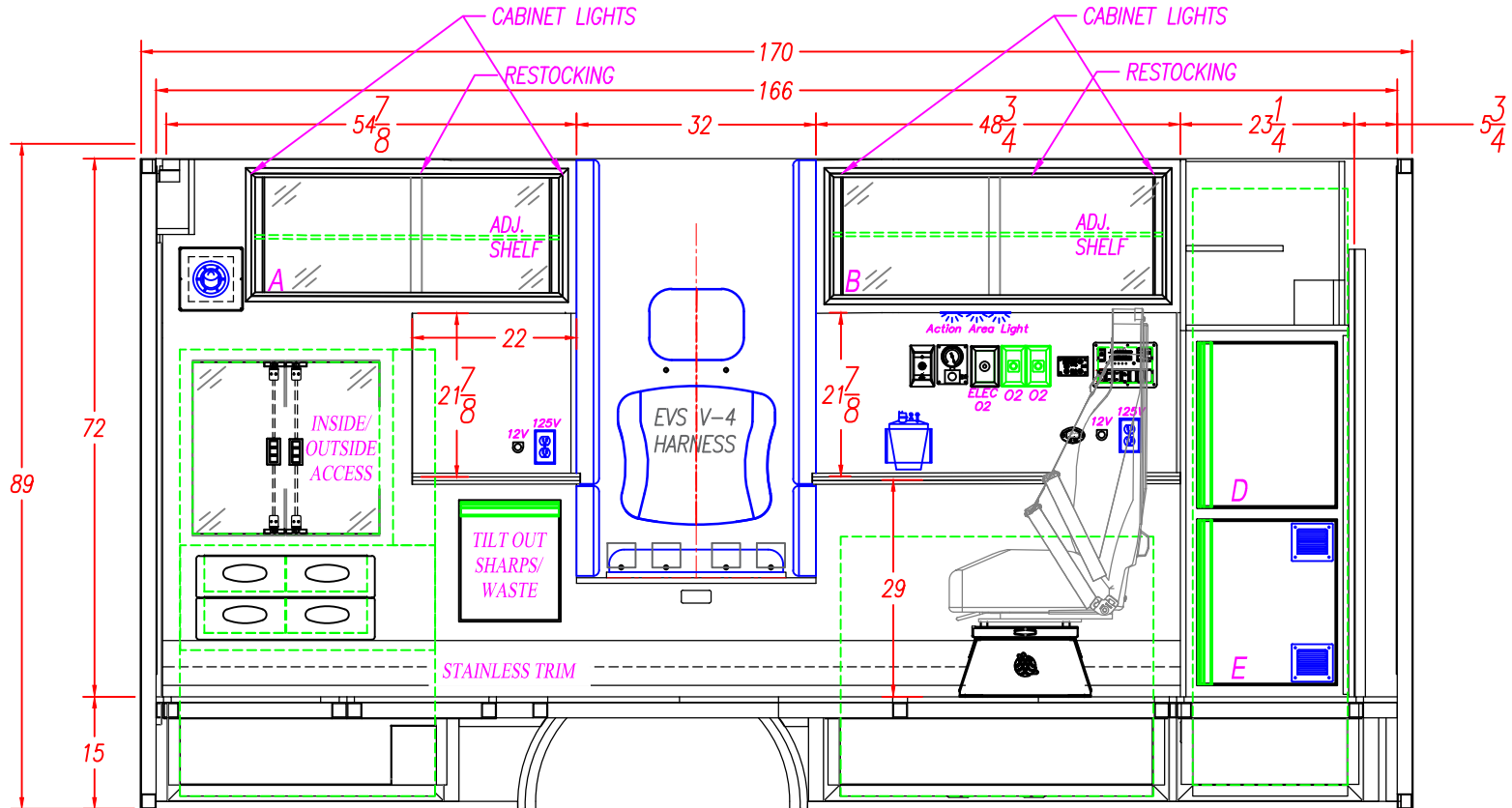
Date:

Customer: DEMO

20-M297

Sheet E

CORIAN COUNTERTOPS IN 1ST & 2ND ACTION AREA.



INTERIOR CABINET STORAGE

ITEM	HEIGHT	WIDTH	DEPTH	PART #'S
A	16 3/4"	41 1/2"	18"	
B	16 3/4"	45"	16"	
C				
D	23 1/2"	21 3/4"	17 1/4"	-
E	23 1/2"	21 3/4"	17 1/4"	-
F				-

M2 170" TYPE III FORD E-450 158" WHEELBASE		
DESCRIPTION: STREET SIDE INTERIOR		
DRAWN BY: D.EDWARDS	DATE CREATED: 3/27/2020	SCALE: 1/2"=1'
REVISED BY: D.EDWARDS	DATE REVISED: 4/17/2020	REVISION: D
Note: Drawings are for reference only, measurements may vary from actual product.		

3008 MOBILE DRIVE
ELKHART, IN 46514
PH: 574-266-0911
FAX: 574-266-6669

"LET US SHOW YOU THE MEDIX DIFFERENCE"

WWW.MEDIXAMBULANCE.COM

Dealer: GORMAN

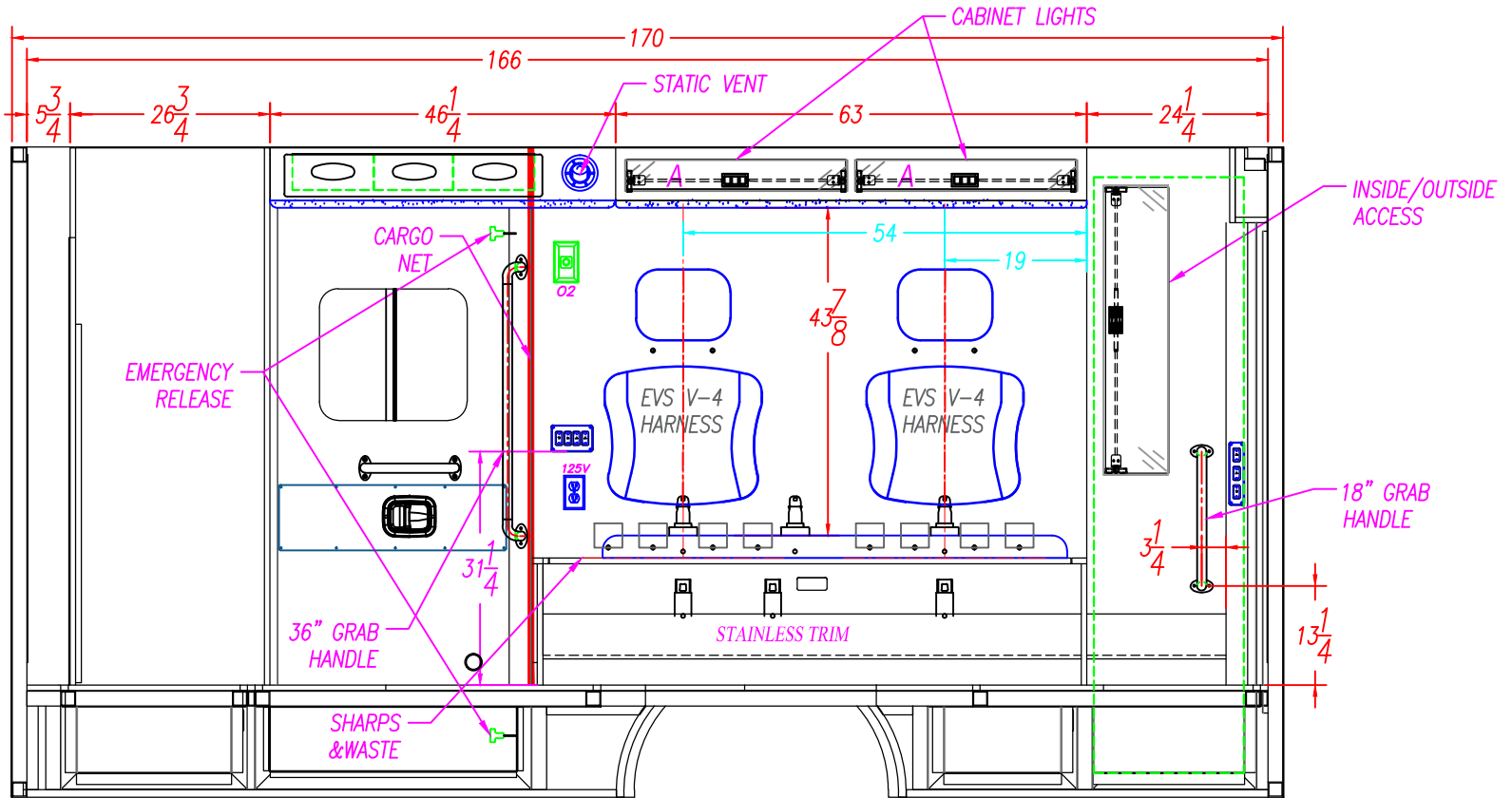
Approved By:

Date:

Customer: DEMO

20-M297

Sheet F



4" SEATBELT PLATE LOCATION

WELD SHOP	33	INCHES	NOTE: THIS DIMENSION IS FROM THE BOTTOM OF THE WALL TO THE BOTTOM OF THE 4" PLATE.			
CABINET SHOP	NOTE: THE HOLES FOR THE TOP SEATBELT BOLTS ARE 1 1/4" FROM THE TOP OF THE SQUAD BENCH TO THE CENTER OF THE SEATBELT BOLT. NOTE: THE HOLES FOR THE BOTTOM SEATBELT BOLTS ON THE SQUAD BENCH ARE 9 3/8" FROM THE TOP OF THE FLOOR TO THE CENTER OF THE BOLT.					
NOTE: READ THE DIMENSIONS FROM RIGHT TO LEFT AS VIEWED	THE LOCATION OF THE BOTTOM SEATBELT HOLES ARE FROM THE REAR OF THE SQUAD BENCH TO THE CENTER OF THE 1/2" HOLE	BOTTOM		54"	42"	19"
	THE LOCATION OF THE TOP SEATBELT HOLES ARE FROM THE REAR WALL TO THE CENTER OF THE 1/2" HOLE	TOP		54"	39"	19"

INTERIOR CABINET STORAGE

ITEM	HEIGHT	WIDTH	DEPTH	SPECIAL NOTE
A	4"	29 1/4"	7"	
B				
C				
D				
E				
F				

M2 170" TYPE III
FORD E-450 158" WHEELBASE

DESCRIPTION: CURB SIDE INTERIOR

DRAWN BY: D.EDWARDS DATE CREATED: 3/27/2020 SCALE: 1/2"=1'

REVISED BY: D.EDWARDS DATE REVISED: 4/17/2020 REVISION: D

Note: Drawings are for reference only, measurements may vary from actual product.



MEDIX
SPECIALTY VEHICLES, INC.

3008 MOBILE DRIVE
ELKHART, IN 46514
PH: 574-266-0911
FAX: 574-266-6669

"LET US SHOW YOU THE MEDIX DIFFERENCE"
WWW.MEDIXAMBULANCE.COM

Dealer: GORMAN

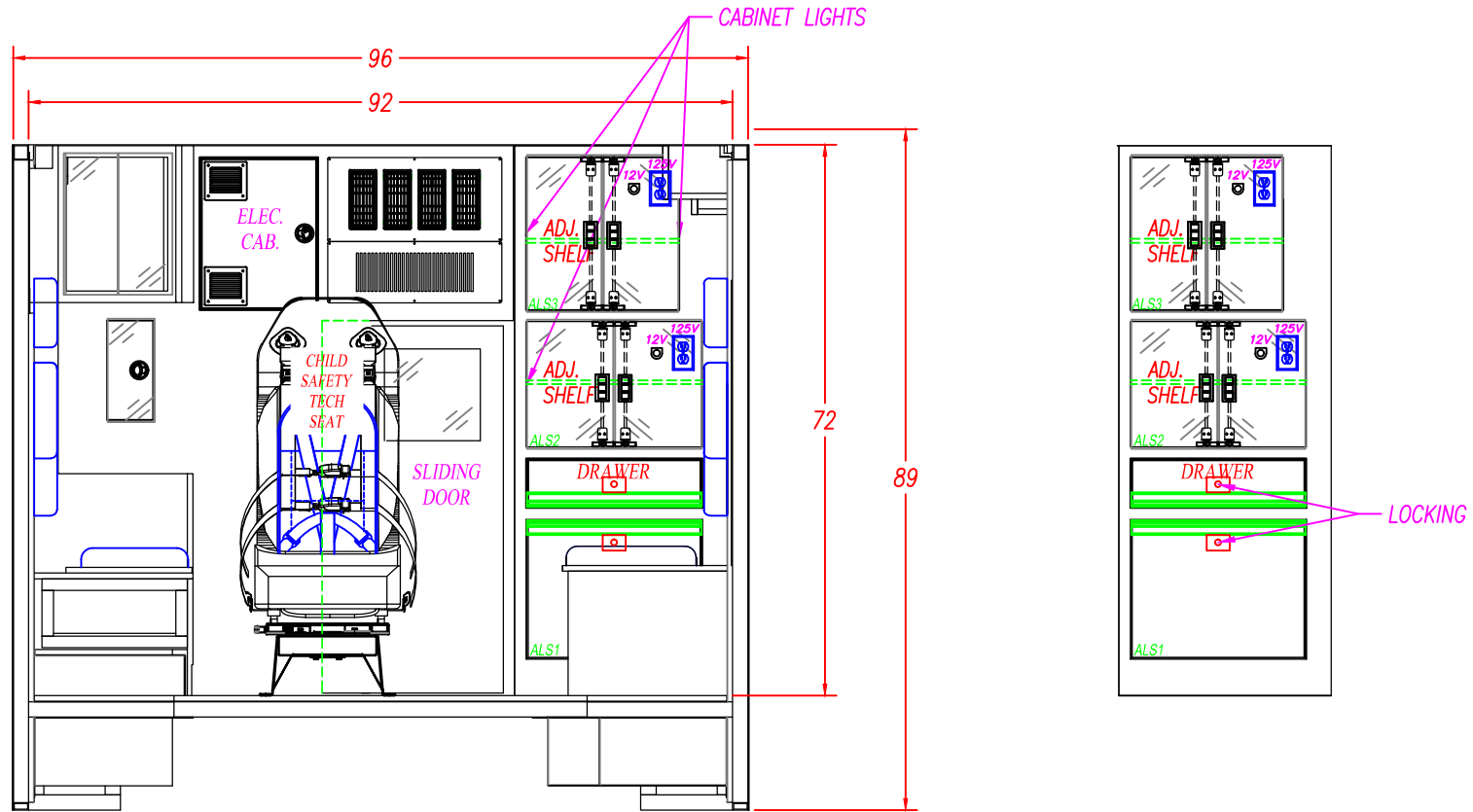
Approved By:

Date:

Customer: DEMO

20-M297

Sheet
G



INTERIOR CABINET STORAGE

ITEM	HEIGHT	WIDTH	DEPTH	SPECIAL NOTE
ALS1	18 1/4"	26 1/4"	25 1/4"	
ALS2	16 3/8"	26 1/4"	25 1/4"	
ALS3	20"	23 3/8"	25 1/4"	

M2 170" TYPE III FORD E-450 158" WHEELBASE		
DESCRIPTION: FRONT ELEVATION		
DRAWN BY: D.EDWARDS	DATE CREATED: 3/27/2020	SCALE: 1/2"=1'
REVISED BY: D.EDWARDS	DATE REVISED: 4/17/2020	REVISION: D
Note: Drawings are for reference only, measurements may vary from actual product.		

MEDIX

SPECIALTY VEHICLES, INC.

3008 MOBILE DRIVE
ELKHART, IN 46514
PH: 574-266-0911
FAX: 574-266-6669

"LET US SHOW YOU THE MEDIX DIFFERENCE"

WWW.MEDIXAMBULANCE.COM

Dealer: GORMAN

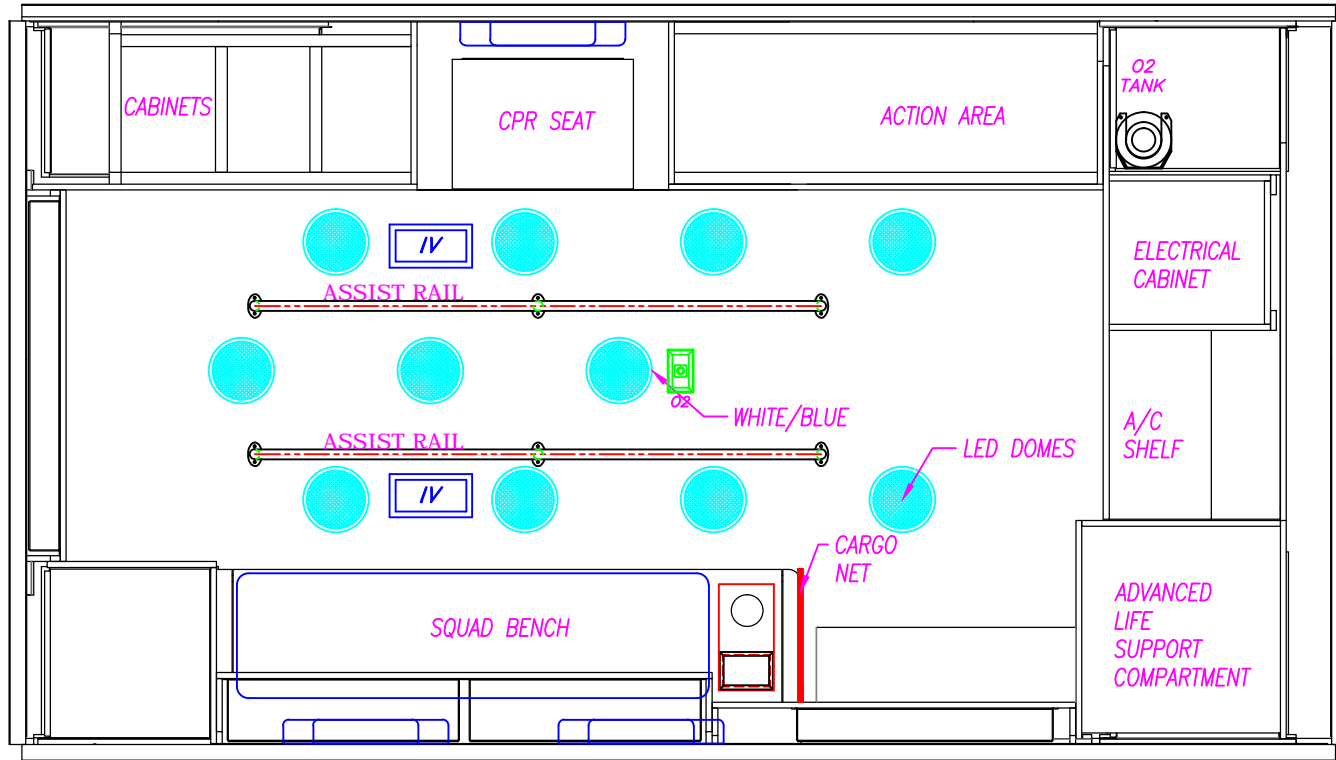
Approved By:

Date:

Customer: DEMO

20-M297

Sheet
H



M2 170" TYPE III
FORD E-450 158" WHEELBASE

DESCRIPTION:

CEILING LAYOUT

DRAWN BY:
D.EDWARDS

DATE CREATED:
3/27/2020

SCALE:
1/2"=1'

REVISED BY:
D.EDWARDS

DATE REVISED:
4/17/2020

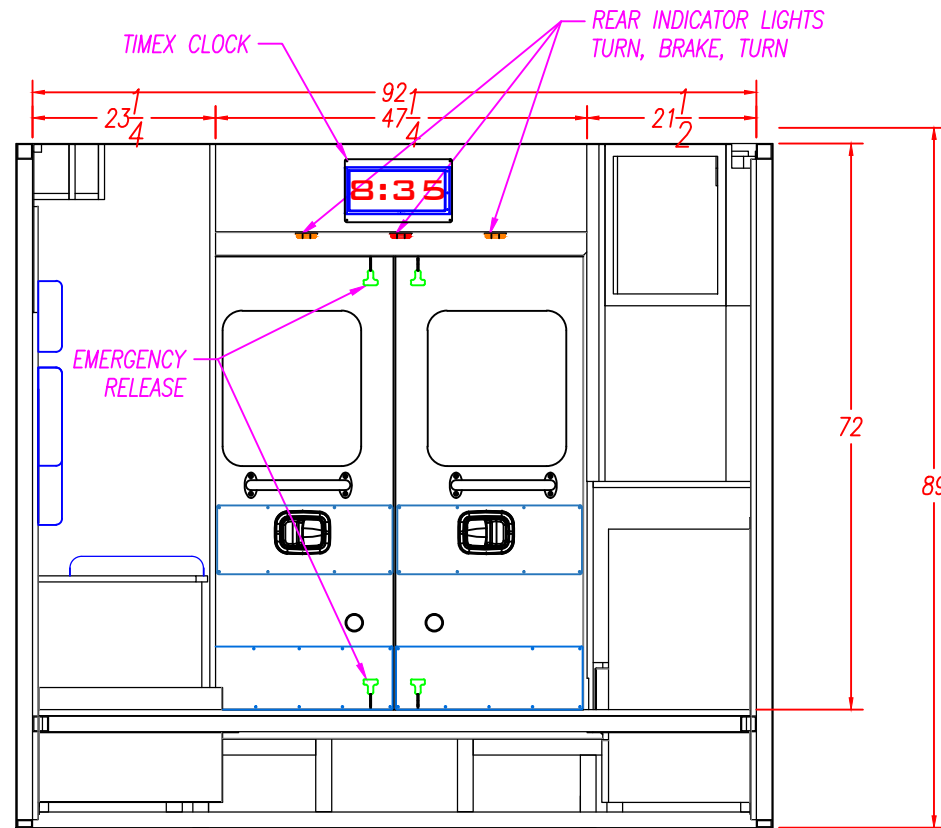
REVISION:
D

Note: Drawings are for reference only, measurements may vary from actual product.



3008 MOBILE DRIVE
ELKHART, IN 46514
PH: 574-266-0911
FAX: 574-266-6669

"LET US SHOW YOU THE MEDIX DIFFERENCE"
WWW.MEDIXAMBULANCE.COM



INTERIOR CABINET STORAGE				
ITEM	HEIGHT	WIDTH	DEPTH	SPECIAL NOTE
A	7"	44 1/4"	9"	
B				
C				
D				
E				
F				

M2 170" TYPE III FORD E-450 158" WHEELBASE		
DESCRIPTION: REAR ELEVATION		
DRAWN BY: D.EDWARDS	DATE CREATED: 3/27/2020	SCALE: 1/2"=1'
REVISED BY: D.EDWARDS	DATE REVISED: 4/17/2020	REVISION: D
Note: Drawings are for reference only, measurements may vary from actual product.		

3008 MOBILE DRIVE
ELKHART, IN 46514
PH: 574-266-0911
FAX: 574-266-6669

"LET US SHOW YOU THE MEDIX DIFFERENCE"
WWW.MEDIXAMBULANCE.COM