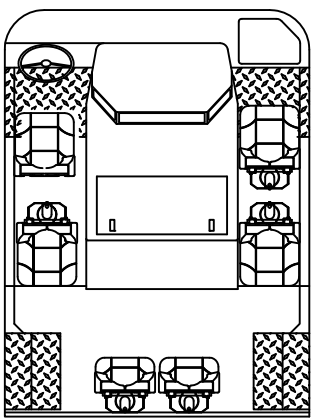
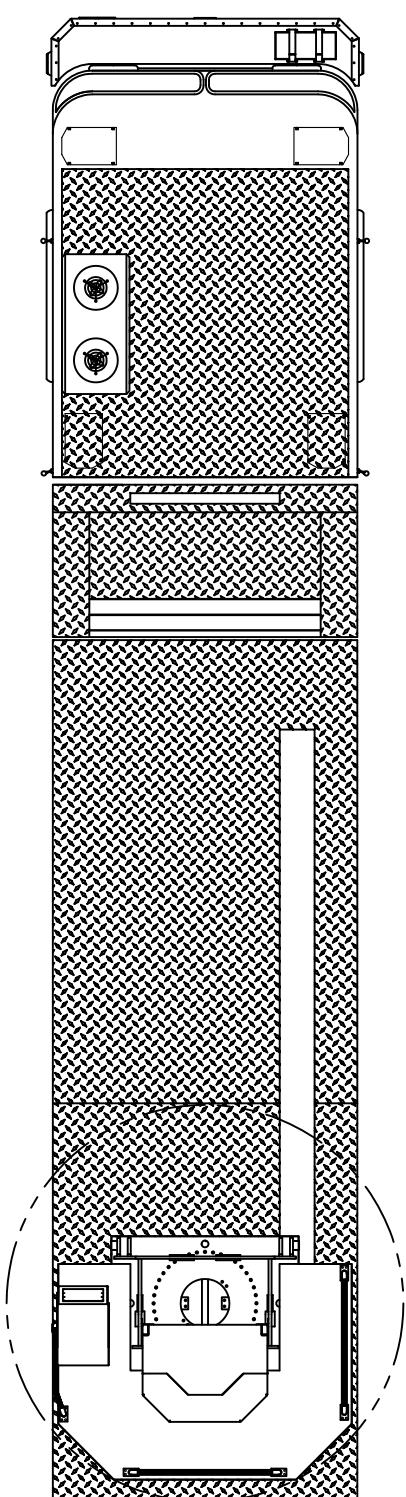


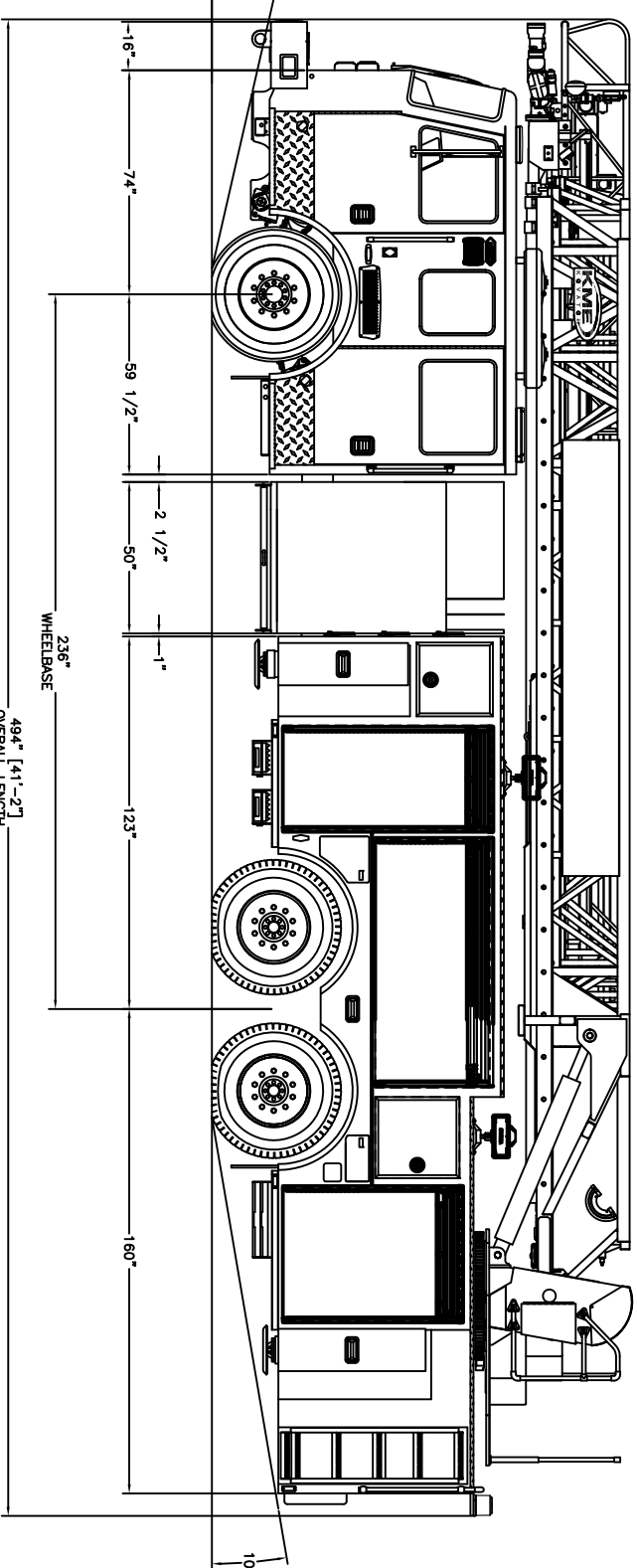
OFFICERS SIDE VIEW



CAB INTERIOR LAYOUT



TOP VIEW



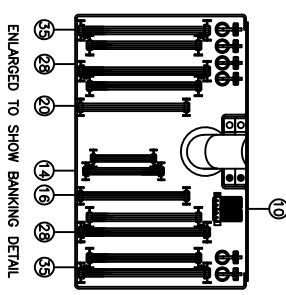
DRIVERS SIDE VIEW

**SPECIFICATIONS**

CHASSIS: SEVERE SERVICE X-MFD  
 ENGINE: CUMMINS ISX 12 500 HP w/ ENGINE BRAKE  
 TRANSMISSION: ALLISON 4000EV5 6-SPEED AUTOMATIC  
 FRONT AXLE: MERRITOR MF5-20-133A-N; #23,000  
 REAR AXLE: MERRITOR RT-52-185; #58,000  
 PUMP: WATERLOUS CSU-C20; 2,000 GPM SINGLE STAGE  
 TANK: 500 GALLON POLYME

**GROUND LADDERS**

- 2 - ALCO-LITE 35' 2-SECTION; PEL-35
- 2 - ALCO-LITE 28' 2-SECTION; PEL-28
- 1 - ALCO-LITE 20' ROOF w/ FOLDING HOOKS; PRL-20
- 1 - ALCO-LITE 18' ROOF w/ FOLDING HOOKS; PRL-18
- 1 - ALCO-LITE 18' ROOF w/ FOLDING HOOKS; PRL-18 ( MOUNTED ON AERIAL DEVICE )
- 1 - ALCO-LITE 16' ROOF w/ FOLDING HOOKS; PRL-16
- 1 - ALCO-LITE 14' ATTIC LADDER; AEL-14
- 1 - ALCO-LITE 10' FOLDING LADDER; FL-10



ENLARGED TO SHOW BANKING DETAIL

THIS DRAWING IS A GENERAL CONFIGURATION AND MAY NOT NECESSARILY REFLECT ALL CONTRACTUAL OBLIGATIONS DIMENSIONS ARE APPROXIMATE AND MAY VARY DURING CONSTRUCTION PLEASE REVIEW AND RETURN A SIGNED COPY.

NAME: \_\_\_\_\_  
 TITLE: \_\_\_\_\_  
 DATE: \_\_\_\_\_

**CUSTOMER PAINT CODES**

LOWER CAB AND BODY: \_\_\_\_\_  
 CAB TWO TONE: \_\_\_\_\_

**LADDER:** \_\_\_\_\_  
**COMPARTMENT INTERIOR:** \_\_\_\_\_

REV	DATE	REVISION DESCRIPTION	APP'D
A	1-8-15	PRODUCT MANAGER CHANGES	
		REVISION DESCRIPTION	

SALES ENGINEER : JASON WITMIER



KME KOVATOH  
 KME FIRE APPARATUS  
 ONE INDUSTRIAL COMPLEX  
 NESQUEHONING, PA 18240

DATE: 26JUN14 SCALE: 3/8"=1" DRAWN BY: ZCZ  
 APPROVED BY: PPH

109' AERIALCAT REARMOUNT LADDER  
 109' DEMO UNIT  
 GSO 9960

DO NOT CHANGE MANUALLY