



Moving people safely, comfortably, and with style



VIP 2200/2500 SERIES

AWARD WINNING VACUUM-CURED

COMPOSITE/HONEYCOMB CONSTRUCTION



^ **THE DIAMOND VIP 2500**, the flagship of the Diamond fleet, can be equipped with many of the “big bus” luxury options or customized to fit your needs.

< **THE DIAMOND VIP 2200** is a perfect combination of size and maneuverability. Some models do not require a CDL, making it an ideal choice for churches, assisted-living facilities, retirement centers and more!

Why choose a Diamond?

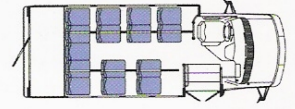
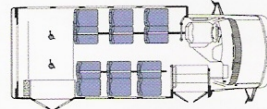
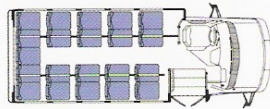
At Diamond we realize you have many options when choosing a bus. We want you to be confident in your choice of a Diamond Coach. For more than 50 years, Diamond Coach has been dedicated to moving people safely, comfortably and with style. Our award-winning vacuum process uni-body design means a strong, no-rust body that retains a “brand new look” with low maintenance costs. To further reduce rust, we added a fiberglass step well to our four-part body structure. Our anti-ride bumper and wheel wells are molded into the body for a sleek style. Combine that with the insulation properties of honeycomb/composite for a quiet ride that is cooler in the summer and warmer in the winter than any other bus body component. Diamond’s 11 gauge steel-structured floor frame design leads the industry in strength and durability. Ultimately, when you purchase a Diamond Coach, you gain access to a customer service network known throughout the industry for achieving customer satisfaction — we don’t just sell you a bus, we help you maintain your investment.



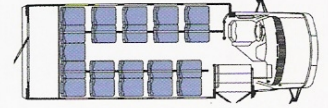

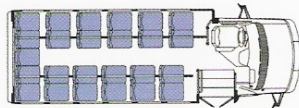
SERIES VIP 2200/2500

FLOOR PLANS SHOWN ARE REPRESENTATIVE OF CURRENT DIAMOND PRODUCTION WITH CERTAIN ENGINES, SEATS AND OTHER OPTIONS. SOME OPTIONS MAY NOT BE AVAILABLE ON ALL MODELS. CHANGES IN SPECIFICATIONS AND OPTIONS MAY TAKE PLACE WITHOUT NOTICE AND/OR OBLIGATIONS. VISIT OUR WEBSITE AT: WWW.DIAMONDcoach.com AND CLICK ON PARTNER LINKS (SEATING, WHEELCHAIR LIFT, TIE DOWNS, AIR-CONDITIONING, CHASSIS) TO LEARN MORE ABOUT HOW DIAMOND COACH CAN GEAR COMPONENTS TO FIT YOUR SPECIFIC NEEDS.

VIP 2200 FLOOR PLANS 21; 12-2; 15



VIP 2500 FLOOR PLANS 25; 16-2; 21



<i>At a glance</i> –	VIP 2200	VIP 2500
• CHASSIS CHOICES:	158" FORD E-350, FORD E-450 OR 159" CHEVROLET	176" FORD E-450 177" CHEVROLET
• OVERALL LENGTH:	22'- 8"	25'- 0"
• OVERALL HEIGHT:	9'- 6"	9'- 6"
	MAXIMUM (VARIES BY FLOOR PLAN)	
• EXTERIOR WIDTH:	8'- 0"	8'- 0"
• INTERIOR HEIGHT:	75"	75"
• INTERIOR WIDTH:	93"	93"
• ENTRY DOOR WIDTH:	36"	36"
	(31.5" X 80" CLEAR OPENING)	(31.5" X 80" CLEAR OPENING)
• MAXIMUM PASSENGERS:	21	25
• MAXIMUM W/C PLACEMENTS:	6	7
• ENGINE CHOICES:	GAS OR DIESEL	GAS OR DIESEL
• LIFT OPTIONS:	FRONT OR REAR	FRONT OR REAR

STANDARD EQUIPMENT INCLUDES FABRIC CEILING PANELS, ROSCO MIRRORS, RAISED FLOOR (NO WHEEL WELLS), ABS LIGHT BARS, FIBERGLASS STEP WELL, ROOF HATCH, BLACK ANODIZED ALUMINUM FINISH ENTRY DOOR, 3/4 INCH EXTERIOR GRADE PLYWOOD FLOOR, BLADE-TYPE FUSES.

TO CUSTOMIZE YOUR FLOOR PLAN AND FOR A COMPLETE LIST OF STANDARD EQUIPMENT AND CURRENT OPTIONS CONTACT YOUR DIAMOND DEALER.

Leading the industry for over 50 years

DIAMOND COACH CORPORATION
2300 W. 4TH STREET
OSWEGO, KANSAS 67356
620-795-2191 • FAX 620-795-4816
EMAIL: DIAMOND@DIAMONDcoach.com
WWW.DIAMONDcoach.com

DIAMOND COACH CORPORATION HAS DEALERSHIPS THROUGHOUT THE US AND CANADA.

FOR MORE INFORMATION
CALL 1-800-442-4645

YOUR AREA DEALER: _____

